






## **MSS International and Continest presents: The WETCELL**

Designed and produced by MSS International, in close cooperation with Continest. A WETCELL is equipped with a regular flush toilet, a sink and a shower. Furthermore, the WETCELL comes with a heater for a nice and warm unit as well as with a tankless water heater to make sure that there is 24/7 warm and comfortable water available for the shower (and the sink).




The WETCELL can be connected to a foldable container from Continest, both the CN10 and CN20. Especially when CN10 or CN20 containers are interconnected the WETCELL is a perfect supplement to the CN10 and/or CN20. The WETCELL can be applied also as a stand-alone unit.

### **Measurements:**

-  Outside dimensions: 2440 x 1503 mm;
-  Inside dimensions: 2340 x 1403 mm,  
depending on the panels to be applied by customer wishes;
-  Weight: depending on the use of material: 1040 kg;

Can be transported on a truck with 9 units and therefore suitable for approx. 500 – 800 people depending on circumstances and customers wishes.

### **Each WETCELL needs the following connections to operate:**

-  Water connection: ¾ GK connection, 3.5Bar;
-  Power connection: 12kVa/380V/32Amp  
This is due to the tankless water heater.  
A heater with a boiler can be applied and will use less power but does not perform as good as a tankless water heater.  
Depending on the customer wishes, this can be adjusted.
-  Waste connection: 110 mm Ø (Camlock as an option).  
All connections are fitted inside the unit.

### **Water consumption:**

Toilet, sink and shower use water but all are equipped with water-saving material. Depending on customer wishes, units can be equipped with vacuum systems, saving more water and preventing the production of wastewater.

### **Tailor-made solution:**

Depending on customer wishes, it is possible to apply standardized connections on water and waste, used in that country. Colours scheme, even branding, can be applied; The WETCELL can be supplied with solar panels and ballistic panels in close cooperation with Continest.

WETCELLS can be hoisted by a crane;  
WETCELLS can be stacked in a warehouse.





**MOBILE  
SANITARY SOLUTIONS**



**CONTINEST  
WETCELL2IN1**

