






MSS International and Continest presents: The WETCELL

Designed and produced by MSS International, in close cooperation with Continest. A WETCELL is equipped with a regular flush toilet, a sink and a shower. Furthermore, the WETCELL comes with a heater for a nice and warm unit as well as with a tankless water heater to make sure that there is 24/7 warm and comfortable water available for the shower (and the sink).




The WETCELL can be connected to a foldable container from Continest, both the CN10 and CN20. Especially when CN10 or CN20 containers are interconnected the WETCELL is a perfect supplement to the CN10 and/or CN20. The WETCELL can be applied also as a stand-alone unit.

Measurements:

-  Outside dimensions: 2440 x 1503 mm;
-  Inside dimensions: 2340 x 1403 mm,
depending on the panels to be applied by customer wishes;
-  Weight: depending on the use of material: 1040 kg;

Can be transported on a truck with 9 units and therefore suitable for approx. 500 – 800 people depending on circumstances and customers wishes.

Each WETCELL needs the following connections to operate:

-  Water connection: ¾ GK connection, 3.5Bar;
-  Power connection: 12kVa/380V/32Amp
This is due to the tankless water heater.
A heater with a boiler can be applied and will use less power but does not perform as good as a tankless water heater.
Depending on the customer wishes, this can be adjusted.
-  Waste connection: 110 mm Ø (Camlock as an option).
All connections are fitted inside the unit.

Water consumption:

Toilet, sink and shower use water but all are equipped with water-saving material. Depending on customer wishes, units can be equipped with vacuum systems, saving more water and preventing the production of wastewater.

Tailor-made solution:

Depending on customer wishes, it is possible to apply standardized connections on water and waste, used in that country. Colours scheme, even branding, can be applied; The WETCELL can be supplied with solar panels and ballistic panels in close cooperation with Continest.

WETCELLS can be hoisted by a crane;
WETCELLS can be stacked in a warehouse.





**MOBILE
SANITARY SOLUTIONS**



**CONTINEST
WETCELL2IN1**

